




 About My Institute ▾


 Manage Activity


 e-Learning Resources


 Handholding and Capacity Development ▾

 Innovation & Start-up Support ▾

 Referral & Linkage ▾










 Help Desk ▾

 Information Dissemination ▾

 Contact us

< IIC Annual Performance Report 2022-23 IIC Annual Performance Report 2021-22 IIC Annual Performance Report 2020-21 >












-  About My Institute ▾
-  Manage Activity
-  e-Learning Resources
-  Handholding and Capacity Development ▾
-  Innovation & Start-up Support ▾
-  Referral & Linkage ▾
-  Help Desk ▾
-  Information Dissemination ▾
-  Contact us

Activity Summary	Total Score Earned for Q1-Q4 Activities (I = A*80%)	Total Score Earned from Participation (II = B*20%)	Total Score Earned (I + II = 100)
Total no of Submitted Activities : 63	61.81	9.80	71.61
No of Approved Activities : 56			
Disapproval % of Activities : 1.75439			
Reward Point Earned : 0			

Table A: Unit Score/Activity (Q1-Q4)											
S. No.	Activity Category	Activity Level	No. of Prescribed Activities	Max Allocation Score	No of Threshold Activities	Unit Score/Activity	Unit Score/Activity (Offline)	Unit Score/Activity (Online)	Total No of Submitted Activities	No of Approved Activities	Total Score Earned for Q1-Q4 Activities
1	IIC Calendar Activities	Level 1	6	15.00	..	1.00	1.00	0.75	Online : 1 Offline : 28	Online : 1	28.085
		Level 2	9		..		1.00	0.75		Offline : 19	
		Level 3	7	25.00	..	1.67	1.67	1.25	Online : 0 Offline : 5	Online : 0	
		Level 4	8		..		1.67	1.25		Offline : 5	
2	MIC Driven Activities		9	20.00	..	2.22	2.22	1.67	Online : 0 Offline : 9	Online : 0 Offline : 9	19.98
3	Celebration Activities	Level 1 & 2	14	10.00	8	0.94	0.94	0.70	Online : 0 Offline : 3	Online : 0 Offline : 3	Score : 7.81
		Level 3 & 4								Online : 0 Offline : 4	Offline : 4
4	Self-Driven Activities	Level 1 & 2	..	30.00	16	1.41	1.41	1.06	Online : 0 Offline : 11	Online : 2 Offline : 11	Score : 21.39
		Level 3 & 4								Online : 0 Offline : 2	Offline : 0
Grand Total				100.00							77.2625

Table B: Score for the IIC's Participation in Various Programs					
S. No.	Incentive Parameters			Weightage	Score Obtained
1.	Redemption of Reward Points Earned by the IIC		Maximum 100 Reward Points can be redeemed	10%	0
2.	YUKTI - Innovation Repository at the Institute level (From 1st October 2022 To 31st August 2023).		I. Minimum of 50 Verified Ideas/PoCs in the Yukti platform	5%	5
			II. Minimum of 25 Verified Innovation/Prototype in the Yukti platform	5%	5
			III. Minimum of 10 Verified Startups in the Yukti platform. (Registered Startups)	5%	5
			IV. Minimum of 5 Verified Startups in the Yukti platform.(DPIIT Recognized)	10%	0
			I. Nomination upto 10 Innovations.	5%	4.5



-  About My Institute ▾
-  Manage Activity
-  e-Learning Resources
-  Handholding and Capacity Development ▾
-  Innovation & Start-up Support ▾
-  Referral & Linkage ▾
-  Help Desk ▾
-  Information Dissemination ▾
-  Contact us

4.	Institute has referred HEIs to join the IIC Network	Minimum 5 HEIs are referred to join the IIC Network	5%	0
5.	Finalist/Beneficiary of impact lecture and Mentor-Mentee Scheme	Institute Selected as a Mentor (or) Beneficiary of Impact Lecture Scheme/Mentee Scheme	5%	0
6.	Institute Position in NIRF-Innovation Ranking 2023	I. Institute having Participation Only (2%)	5%	5
		II. Institute having Band/Rank (5%)		
7.	Level of Adoption of NISP in the institute.	I. Institute has Formulated I&E Policy (2.5%)	5%	5
		II. Institute is Implementing its I&E Policy (5%)		
8.	I&E Courses Offered by the institute during AY 2022-23.	I. Minimum One I&E Academic Course Offered.	3%	0
		II. Minimum Three I&E Non-Academic Course Offered.	2%	
9.	Colloborated with I&E Ecosystem Enablers during AY 2022-23.	Minimum 10 Colloboration with ecosystem enablers.	5%	0
10.	I&E Infrastucture in the institute.	Existance of Atleast One Pre Incubation, Incubation, IPR/TTO each	5%	5
11.	Activiness of faculty Innovation Ambassadors (AY 2022-23).	I. No IAs have Completed Basic Training.	5%	10
		II. No IAs have Completed Advance Training.	5%	
		III. No of IAs Submitted 40 Reports.	5%	1.5
12.	Linkage with ATL-Schools for Mentoring Support.	Minimum 3 ATL Schools Linked	5%	0
	Total		100%	49

**Table C: Score Range and Star Allocation**

Score Range	Star allocation
0<Score<=25	One star
25<Score<=45	Two star
45<Score<=60	Three Star
60<Score<=75	Three and a Half Star
75<Score<=90	Four Star
90<Score<=95	Four and a Half Star
95<Score<=100	Five Star

#### QUICK LINKS

- ▶ Home
- ▶ Innovation Council
- ▶ SIH
- ▶ ARIIA

#### SOCIAL MEDIA LINKS

-  Twitter
-  Facebook
-  Youtube
-  Instagram

#### CONTACT US

-  www.mic.gov.in
-  iic.mhrd@aicte-india.org
-  011 2958 1226/1513/1517/1326 /1235/1240